



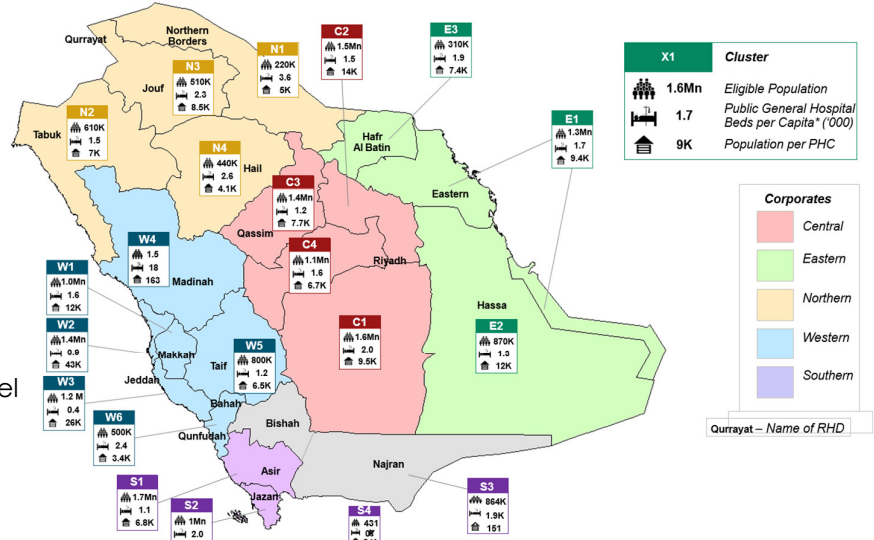
National Efficient Cost: KSA Perspective

Presenters:
Ehab Altassi, Executive Director
Hefin Jones, Clinical Costing Director

May 2024

National Efficient Cost Derivation

- 20 Vertically Integrated Clusters (ACOs)
- 291 Hospitals
 - All required to submit costing returns – grouped by cluster
 - Short-term exemption for patient-level submissions for facilities without HIS



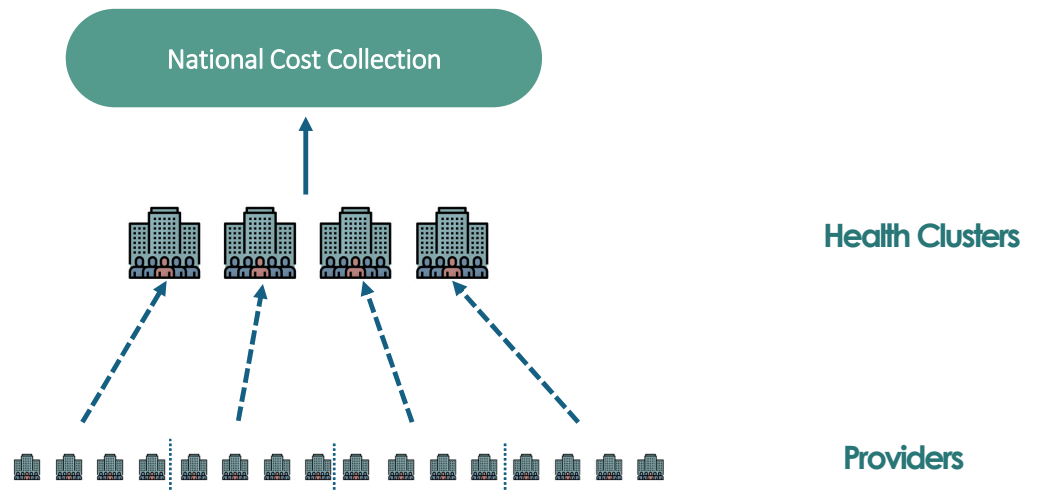
*Note: Cluster boundaries continue to evolve and the above map reflects the plan as of April 23rd
*Beds per capita does not include specialty hospital beds which could be used for treatment



● National Efficient Cost Derivation



● National Efficient Cost Derivation



● National Efficient Cost Derivation

National Cost Collection



Outlier Adjustment

**Performed at Cost Bucket Level
Only for Costing Errors – e.g UoM - µg/mg**

Correction notices and resubmission requested for:

- Negative time
- 0/<5 minutes OR time surgical procedures



● National Efficient Cost Derivation

National Cost Collection



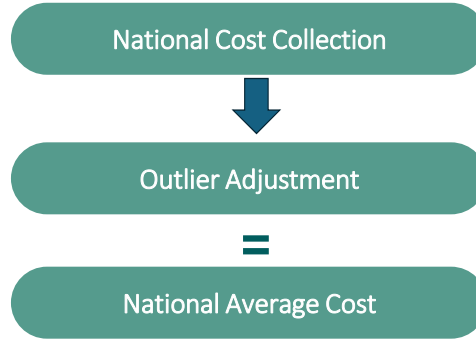
Outlier Adjustment

=

National Average Cost



National Efficient Cost Derivation



DRG V9	DRG Description	Activity	ALOS	Ward Costs	Critical Care	Operating Room	Implants & Devices	Pathology	Pharmacy	Imaging
F01A	Implantation and Replacement of AICD, Total System, Major Complexity	781	11.8	25,491	xxxx	xxxx	xxxx	xxxx	xxxx	xxxx
I04A	Knee Replacement, Major Complexity	1,484	8.0	26,092	xxxx	xxxx	xxxx	xxxx	xxxx	xxxx
I04B	Knee Replacement, Minor Complexity	11,851	4.2	12,297	xxxx	xxxx	xxxx	xxxx	xxxx	xxxx
I33B	Hip Replacement for Non-Trauma, Minor Complexity	7,825	3.8	9,607	xxxx	xxxx	xxxx	xxxx	xxxx	xxxx
K60B	Diabetes, Minor Complexity	16,703	2.4	5,883	xxxx	xxxx	xxxx	xxxx	xxxx	xxxx
L61Z	Haemodialysis	1,057,335	1.0	884	xxxx	xxxx	xxxx	xxxx	xxxx	xxxx
O60B	Vaginal Delivery, Intermediate Complexity	59,368	2.4	12,528	xxxx	xxxx	xxxx	xxxx	xxxx	xxxx
O66B	Antenatal and Other Obstetric Admissions, Intermediate Complexity	108,028	1.1	2,200	xxxx	xxxx	xxxx	xxxx	xxxx	xxxx
X60B	Injuries, Minor Complexity	44,812	1.2	1,363	xxxx	xxxx	xxxx	xxxx	xxxx	xxxx



National Efficient Cost Derivation

DRG V9	DRG Description	Activity	ALOS	Ward Costs	Critical Care	Operating Room	Implants & Devices	Pathology	Pharmacy	Imaging
F01A	Implantation and Replacement of AICD, Total System, Major Complexity	781	11.8	25,491	xxxx	xxxx	xxxx	xxxx	xxxx	xxxx
I04A	Knee Replacement, Major Complexity	1,484	8.0	26,092	xxxx	xxxx	xxxx	xxxx	xxxx	xxxx
I04B	Knee Replacement, Minor Complexity	11,851	4.2	12,297	xxxx	xxxx	xxxx	xxxx	xxxx	xxxx
I33B	Hip Replacement for Non-Trauma, Minor Complexity	7,825	3.8	9,607	xxxx	xxxx	xxxx	xxxx	xxxx	xxxx
K60B	Diabetes, Minor Complexity	16,703	2.4	5,883	xxxx	xxxx	xxxx	xxxx	xxxx	xxxx
L61Z	Haemodialysis	1,057,335	1.0	884	xxxx	xxxx	xxxx	xxxx	xxxx	xxxx
O60B	Vaginal Delivery, Intermediate Complexity	59,368	2.4	12,528	xxxx	xxxx	xxxx	xxxx	xxxx	xxxx
O66B	Antenatal and Other Obstetric Admissions, Intermediate Complexity	108,028	1.1	2,200	xxxx	xxxx	xxxx	xxxx	xxxx	xxxx
X60B	Injuries, Minor Complexity	44,812	1.2	1,363	xxxx	xxxx	xxxx	xxxx	xxxx	xxxx



National Efficient Cost Derivation

DRG V9	DRG Description	Activity	ALOS	Ward Costs	Critical Care	Operating Room	Implants & Devices	Pathology	Pharmacy	Imaging
F01A	Implantation and Replacement of A/C/D, Total System, Major Complexity	781	11.8	25,491	xxxx	xxxx	xxxx	xxxx	xxxx	xxxx
I04A	Knee Replacement, Major Complexity	1,484	8.0	26,092	xxxx	xxxx	xxxx	xxxx	xxxx	xxxx
I04B	Knee Replacement, Minor Complexity	11,851	4.2	12,297	xxxx	xxxx	xxxx	xxxx	xxxx	xxxx
I33B	Hip Replacement for Non-Trauma, Minor Complexity	7,825	3.8	9,607	xxxx	xxxx	xxxx	xxxx	xxxx	xxxx
K60B	Diabetes, Minor Complexity	16,703	2.4	5,883	xxxx	xxxx	xxxx	xxxx	xxxx	xxxx
L61Z	Haemodialysis	1,057,335	1.0	884	xxxx	xxxx	xxxx	xxxx	xxxx	xxxx
O60B	Vaginal Delivery, Intermediate Complexity	59,368	2.4	12,528	xxxx	xxxx	xxxx	xxxx	xxxx	xxxx
O66B	Antenatal and Other Obstetric Admissions, Intermediate Complexity	108,028	1.1	2,200	xxxx	xxxx	xxxx	xxxx	xxxx	xxxx
X60B	Injuries, Minor Complexity	44,812	1.2	1,363	xxxx	xxxx	xxxx	xxxx	xxxx	xxxx

National Average Cost



National Efficient Cost Derivation

DRG V9	DRG Description	Activity	ALOS	Ward Costs	Critical Care	Operating Room	Implants & Devices	Pathology	Pharmacy	Imaging
F01A	Implantation and Replacement of A/C/D, Total System, Major Complexity	781	11.8	25,491	xxxx	xxxx	xxxx	xxxx	xxxx	xxxx
I04A	Knee Replacement, Major Complexity	1,484	8.0	26,092	xxxx	xxxx	xxxx	xxxx	xxxx	xxxx
I04B	Knee Replacement, Minor Complexity	11,851	4.2	12,297	xxxx	xxxx	xxxx	xxxx	xxxx	xxxx
I33B	Hip Replacement for Non-Trauma, Minor Complexity	7,825	3.8	9,607	xxxx	xxxx	xxxx	xxxx	xxxx	xxxx
K60B	Diabetes, Minor Complexity	16,703	2.4	5,883	xxxx	xxxx	xxxx	xxxx	xxxx	xxxx
L61Z	Haemodialysis	1,057,335	1.0	884	xxxx	xxxx	xxxx	xxxx	xxxx	xxxx
O60B	Vaginal Delivery, Intermediate Complexity	59,368	2.4	12,528	xxxx	xxxx	xxxx	xxxx	xxxx	xxxx
O66B	Antenatal and Other Obstetric Admissions, Intermediate Complexity	108,028	1.1	2,200	xxxx	xxxx	xxxx	xxxx	xxxx	xxxx
X60B	Injuries, Minor Complexity	44,812	1.2	1,363	xxxx	xxxx	xxxx	xxxx	xxxx	xxxx

National Average Cost



National Efficient Cost Derivation

DRG V9	DRG Description	Activity	ALOS	Ward Costs	Critical Care	Operating Room	Implants & Devices	Pathology	Pharmacy	Imaging
F01A	Implantation and Replacement of A/C/D, Total System, Major Complexity	781	11.8	25,491	xxxx	xxxx	xxxx	xxxx	xxxx	xxxx
I04A	Knee Replacement, Major Complexity	1,484	8.0	26,092	xxxx	xxxx	xxxx	xxxx	xxxx	xxxx
I04B	Knee Replacement, Minor Complexity	11,851	4.2	12,297	xxxx	xxxx	xxxx	xxxx	xxxx	xxxx
I33B	Hip Replacement for Non-Trauma, Minor Complexity	7,825	3.8	9,607	xxxx	xxxx	xxxx	xxxx	xxxx	xxxx
K60B	Diabetes, Minor Complexity	16,703	2.4	5,883	xxxx	xxxx	xxxx	xxxx	xxxx	xxxx
L61Z	Haemodialysis	1,057,335	1.0	884	xxxx	xxxx	xxxx	xxxx	xxxx	xxxx
O60B	Vaginal Delivery, Intermediate Complexity	59,368	2.4	12,528	xxxx	xxxx	xxxx	xxxx	xxxx	xxxx
O66B	Antenatal and Other Obstetric Admissions, Intermediate Complexity	108,028	1.1	2,200	xxxx	xxxx	xxxx	xxxx	xxxx	xxxx
X60B	Injuries, Minor Complexity	44,812	1.2	1,363	xxxx	xxxx	xxxx	xxxx	xxxx	xxxx

National Average Cost

Efficiency Benchmarks



National Efficient Cost Derivation

DRG V9	DRG Description	Activity	ALOS	Ward Costs	Critical Care	Operating Room	Implants & Devices	Pathology	Pharmacy	Imaging
F01A	Implantation and Replacement of A/C/D, Total System, Major Complexity	781	11.8	25,491	xxxx	xxxx	xxxx	xxxx	xxxx	xxxx
I04A	Knee Replacement, Major Complexity	1,484	8.0	26,092	xxxx	xxxx	xxxx	xxxx	xxxx	xxxx
I04B	Knee Replacement, Minor Complexity	11,851	4.2	12,297	xxxx	xxxx	xxxx	xxxx	xxxx	xxxx
I33B	Hip Replacement for Non-Trauma, Minor Complexity	7,825	3.8	9,607	xxxx	xxxx	xxxx	xxxx	xxxx	xxxx
K60B	Diabetes, Minor Complexity	16,703	2.4	5,883	xxxx	xxxx	xxxx	xxxx	xxxx	xxxx
L61Z	Haemodialysis	1,057,335	1.0	884	xxxx	xxxx	xxxx	xxxx	xxxx	xxxx
O60B	Vaginal Delivery, Intermediate Complexity	59,368	2.4	12,528	xxxx	xxxx	xxxx	xxxx	xxxx	xxxx
O66B	Antenatal and Other Obstetric Admissions, Intermediate Complexity	108,028	1.1	2,200	xxxx	xxxx	xxxx	xxxx	xxxx	xxxx
X60B	Injuries, Minor Complexity	44,812	1.2	1,363	xxxx	xxxx	xxxx	xxxx	xxxx	xxxx

National Average Cost

DRG V9	DRG Description	Activity	ALOS	LoS 6	Ward Costs
F01A	Implantation and Replacement of A/C/D, Total System, Major Complexity	781	11.8	2.36	25,491
I04A	Knee Replacement, Major Complexity	1,484	8.0	0.56	26,092
I04B	Knee Replacement, Minor Complexity	11,851	4.2	(0.63)	12,297
I33B	Hip Replacement for Non-Trauma, Minor Complexity	7,825	3.8	0.68	9,607
K60B	Diabetes, Minor Complexity	16,703	2.4	0.19	5,883
L61Z	Haemodialysis	1,057,335	1.0	0.04	884
O60B	Vaginal Delivery, Intermediate Complexity	59,368	2.4	0.26	12,528
O66B	Antenatal and Other Obstetric Admissions, Intermediate Complexity	108,028	1.1	(0.10)	2,200
X60B	Injuries, Minor Complexity	44,812	1.2	-	1,363



National Efficient Cost Derivation

DRG V9	DRG Description	Activity	ALOS	Ward Costs	Critical Care	Operating Room	Implants & Devices	Pathology	Pharmacy	Imaging
F01A	Implantation and Replacement of AI/CD, Total System, Major Complexity	781	11.8	25,491	xxxx	xxxx	xxxx	xxxx	xxxx	xxxx
I04A	Knee Replacement, Major Complexity	1,484	8.0	26,092	xxxx	xxxx	xxxx	xxxx	xxxx	xxxx
I04B	Knee Replacement, Minor Complexity	11,851	4.2	12,297	xxxx	xxxx	xxxx	xxxx	xxxx	xxxx
I33B	Hip Replacement for Non-Trauma, Minor Complexity	7,825	3.8	9,607	xxxx	xxxx	xxxx	xxxx	xxxx	xxxx
K60B	Diabetes, Minor Complexity	16,703	2.4	5,883	xxxx	xxxx	xxxx	xxxx	xxxx	xxxx
L61Z	Haemodialysis	1,057,335	1.0	884	xxxx	xxxx	xxxx	xxxx	xxxx	xxxx
O60B	Vaginal Delivery, Intermediate Complexity	59,368	2.4	12,528	xxxx	xxxx	xxxx	xxxx	xxxx	xxxx
O66B	Antenatal and Other Obstetric Admissions, Intermediate Complexity	108,028	1.1	2,200	xxxx	xxxx	xxxx	xxxx	xxxx	xxxx
X60B	Injuries, Minor Complexity	44,812	1.2	1,363	xxxx	xxxx	xxxx	xxxx	xxxx	xxxx

National Average Cost

DRG V9	DRG Description	Activity	ALOS	Target LoS	LoS 6	Ward Costs	Efficient Cost	Ward Cost 6
F01A	Implantation and Replacement of AI/CD, Total System, Major Complexity	781	11.8	9.43	2.36	25,491	15,833	9,658
I04A	Knee Replacement, Major Complexity	1,484	8.0	7.46	0.56	26,092	13,732	12,359
I04B	Knee Replacement, Minor Complexity	11,851	4.2	4.81	(0.63)	12,297	7,832	4,464
I33B	Hip Replacement for Non-Trauma, Minor Complexity	7,825	3.8	3.12	0.68	9,607	7,224	2,384
K60B	Diabetes, Minor Complexity	16,703	2.4	2.19	0.19	5,883	3,975	1,908
L61Z	Haemodialysis	1,057,335	1.0	0.96	0.04	884	553	332
O60B	Vaginal Delivery, Intermediate Complexity	59,368	2.4	2.12	0.26	12,528	8,640	3,888
O66B	Antenatal and Other Obstetric Admissions, Intermediate Complexity	108,028	1.1	1.24	(0.10)	2,200	1,401	799
X60B	Injuries, Minor Complexity	44,812	1.2	1.16	-	1,363	1,091	273

National Efficient Cost

NATIONAL CASEMIX CENTER OF EXCELLENCE

National Efficient Cost Derivation

DRG V9	DRG Description	Activity	ALOS	Ward Costs	Critical Care	Operating Room	Implants & Devices	Pathology	Pharmacy	Imaging
F01A	Implantation and Replacement of AI/CD, Total System, Major Complexity	781	11.8	25,491	xxxx	xxxx	xxxx	xxxx	xxxx	xxxx
I04A	Knee Replacement, Major Complexity	1,484	8.0	26,092	xxxx	xxxx	xxxx	xxxx	xxxx	xxxx
I04B	Knee Replacement, Minor Complexity	11,851	4.2	12,297	xxxx	xxxx	xxxx	xxxx	xxxx	xxxx
I33B	Hip Replacement for Non-Trauma, Minor Complexity	7,825	3.8	9,607	xxxx	xxxx	xxxx	xxxx	xxxx	xxxx
K60B	Diabetes, Minor Complexity	16,703	2.4	5,883	xxxx	xxxx	xxxx	xxxx	xxxx	xxxx
L61Z	Haemodialysis	1,057,335	1.0	884	xxxx	xxxx	xxxx	xxxx	xxxx	xxxx
O60B	Vaginal Delivery, Intermediate Complexity	59,368	2.4	12,528	xxxx	xxxx	xxxx	xxxx	xxxx	xxxx
O66B	Antenatal and Other Obstetric Admissions, Intermediate Complexity	108,028	1.1	2,200	xxxx	xxxx	xxxx	xxxx	xxxx	xxxx
X60B	Injuries, Minor Complexity	44,812	1.2	1,363	xxxx	xxxx	xxxx	xxxx	xxxx	xxxx

National Average Cost

DRG V9	DRG Description	Activity	ALOS	Target LoS	LoS 6	Ward Costs	Efficient Cost	Ward Cost 6	Critical Care	Operating Room	Implants & Devices	Pathology	Pharmacy	Imaging
F01A	Implantation and Replacement of AI/CD, Total System, Major Complexity	781	11.8	9.43	2.36	25,491	15,833	9,658	xxxx	xxxx	xxxx	xxxx	xxxx	xxxx
I04A	Knee Replacement, Major Complexity	1,484	8.0	7.46	0.56	26,092	13,732	12,359	xxxx	xxxx	xxxx	xxxx	xxxx	xxxx
I04B	Knee Replacement, Minor Complexity	11,851	4.2	4.81	(0.63)	12,297	7,832	4,464	xxxx	xxxx	xxxx	xxxx	xxxx	xxxx
I33B	Hip Replacement for Non-Trauma, Minor Complexity	7,825	3.8	3.12	0.68	9,607	7,224	2,384	xxxx	xxxx	xxxx	xxxx	xxxx	xxxx
K60B	Diabetes, Minor Complexity	16,703	2.4	2.19	0.19	5,883	3,975	1,908	xxxx	xxxx	xxxx	xxxx	xxxx	xxxx
L61Z	Haemodialysis	1,057,335	1.0	0.96	0.04	884	553	332	xxxx	xxxx	xxxx	xxxx	xxxx	xxxx
O60B	Vaginal Delivery, Intermediate Complexity	59,368	2.4	2.12	0.26	12,528	8,640	3,888	xxxx	xxxx	xxxx	xxxx	xxxx	xxxx
O66B	Antenatal and Other Obstetric Admissions, Intermediate Complexity	108,028	1.1	1.24	(0.10)	2,200	1,401	799	xxxx	xxxx	xxxx	xxxx	xxxx	xxxx
X60B	Injuries, Minor Complexity	44,812	1.2	1.16	-	1,363	1,091	273	xxxx	xxxx	xxxx	xxxx	xxxx	xxxx

National Efficient Cost

NATIONAL CASEMIX CENTER OF EXCELLENCE

● NEC & NEP

DRG V9	DRG Description	Activity	ALOS	Target LoS	LoS 6	Ward Costs	Efficient Cost	Ward Cost 6	Critical Care	Operating Room	Implants & Devices	Pathology	Pharmacy	Imaging
F01A	Implantation and Replacement of AICD, Total System, Major Complexity	781	11.8	9.43	2.36	25,491	15,833	9,658	XXXX	XXXX	XXXX	XXXX	XXXX	XXXX
I04A	Knee Replacement, Major Complexity	1,484	8.0	7.46	0.56	26,092	13,732	12,359	XXXX	XXXX	XXXX	XXXX	XXXX	XXXX
I04B	Knee Replacement, Minor Complexity	11,851	4.2	4.81	(0.63)	12,297	7,832	4,464	XXXX	XXXX	XXXX	XXXX	XXXX	XXXX
I33B	Hip Replacement for Non-Trauma, Minor Complexity	7,825	3.8	3.12	0.68	9,607	7,224	2,384	XXXX	XXXX	XXXX	XXXX	XXXX	XXXX
K60B	Diabetes, Minor Complexity	16,703	2.4	2.19	0.19	5,883	3,975	1,908	XXXX	XXXX	XXXX	XXXX	XXXX	XXXX
L61Z	Haemodialysis	1,057,335	1.0	0.96	0.04	884	553	332	XXXX	XXXX	XXXX	XXXX	XXXX	XXXX
O60B	Vaginal Delivery, Intermediate Complexity	59,368	2.4	2.12	0.26	12,528	8,640	3,888	XXXX	XXXX	XXXX	XXXX	XXXX	XXXX
O66B	Antenatal and Other Obstetric Admissions, Intermediate Complexity	108,028	1.1	1.24	(0.10)	2,200	1,401	799	XXXX	XXXX	XXXX	XXXX	XXXX	XXXX
X60B	Injuries, Minor Complexity	44,812	1.2	1.16	-	1,363	1,091	273	XXXX	XXXX	XXXX	XXXX	XXXX	XXXX

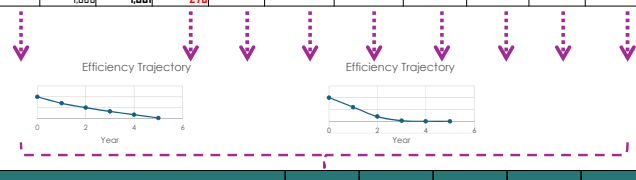
National Efficient Cost



● NEC & NEP

DRG V9	DRG Description	Activity	ALOS	Target LoS	LoS 6	Ward Costs	Efficient Cost	Ward Cost 6	Critical Care	Operating Room	Implants & Devices	Pathology	Pharmacy	Imaging
F01A	Implantation and Replacement of AICD, Total System, Major Complexity	781	11.8	9.43	2.36	25,491	15,833	9,658	XXXX	XXXX	XXXX	XXXX	XXXX	XXXX
I04A	Knee Replacement, Major Complexity	1,484	8.0	7.46	0.56	26,092	13,732	12,359	XXXX	XXXX	XXXX	XXXX	XXXX	XXXX
I04B	Knee Replacement, Minor Complexity	11,851	4.2	4.81	(0.63)	12,297	7,832	4,464	XXXX	XXXX	XXXX	XXXX	XXXX	XXXX
I33B	Hip Replacement for Non-Trauma, Minor Complexity	7,825	3.8	3.12	0.68	9,607	7,224	2,384	XXXX	XXXX	XXXX	XXXX	XXXX	XXXX
K60B	Diabetes, Minor Complexity	16,703	2.4	2.19	0.19	5,883	3,975	1,908	XXXX	XXXX	XXXX	XXXX	XXXX	XXXX
L61Z	Haemodialysis	1,057,335	1.0	0.96	0.04	884	553	332	XXXX	XXXX	XXXX	XXXX	XXXX	XXXX
O60B	Vaginal Delivery, Intermediate Complexity	59,368	2.4	2.12	0.26	12,528	8,640	3,888	XXXX	XXXX	XXXX	XXXX	XXXX	XXXX
O66B	Antenatal and Other Obstetric Admissions, Intermediate Complexity	108,028	1.1	1.24	(0.10)	2,200	1,401	799	XXXX	XXXX	XXXX	XXXX	XXXX	XXXX
X60B	Injuries, Minor Complexity	44,812	1.2	1.16	-	1,363	1,091	273	XXXX	XXXX	XXXX	XXXX	XXXX	XXXX

National Efficient Cost



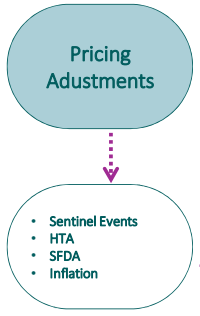
DRG V9	DRG Description	Year 1	Year 2	Year 3	Year 4	Year 5
F01A	Implantation and Replacement of AICD, Total System, Major Complexity	XXXX	XXXX	XXXX	XXXX	XXXX
I04A	Knee Replacement, Major Complexity	XXXX	XXXX	XXXX	XXXX	XXXX
I04B	Knee Replacement, Minor Complexity	XXXX	XXXX	XXXX	XXXX	XXXX
I33B	Hip Replacement for Non-Trauma, Minor Complexity	XXXX	XXXX	XXXX	XXXX	XXXX
K60B	Diabetes, Minor Complexity	XXXX	XXXX	XXXX	XXXX	XXXX
L61Z	Haemodialysis	XXXX	XXXX	XXXX	XXXX	XXXX
O60B	Vaginal Delivery, Intermediate Complexity	XXXX	XXXX	XXXX	XXXX	XXXX
O66B	Antenatal and Other Obstetric Admissions, Intermediate Complexity	XXXX	XXXX	XXXX	XXXX	XXXX
X60B	Injuries, Minor Complexity	XXXX	XXXX	XXXX	XXXX	XXXX



● NEC & NEP

DRG V9	DRG Description	Activity	ALOS	Target LoS	LoS 6	Ward Costs	Efficient Cost	Ward Cost 6	Critical Care	Operating Room	Implants & Devices	Pathology	Pharmacy	Imaging
F01A	Implantation and Replacement of AICD, Total System, Major Complexity	781	11.8	9.43	2.36	25,491	15,833	9,658	XXXX XXXX	XXXX XXXX	XXXX XXXX	XXXX XXXX	XXXX XXXX	XXXX XXXX
I04A	Knee Replacement, Major Complexity	1,484	8.0	7.46	0.56	26,092	13,732	12,359	XXXX XXXX	XXXX XXXX	XXXX XXXX	XXXX XXXX	XXXX XXXX	XXXX XXXX
I04B	Knee Replacement, Minor Complexity	11,851	4.2	4.81	(0.63)	12,297	7,832	4,464	XXXX XXXX	XXXX XXXX	XXXX XXXX	XXXX XXXX	XXXX XXXX	XXXX XXXX
I33B	Hip Replacement for Non-Trauma, Minor Complexity	7,825	3.8	3.12	0.68	9,607	7,224	2,384	XXXX XXXX	XXXX XXXX	XXXX XXXX	XXXX XXXX	XXXX XXXX	XXXX XXXX
K60B	Diabetes, Minor Complexity	16,703	2.4	2.19	0.19	5,883	3,975	1,908	XXXX XXXX	XXXX XXXX	XXXX XXXX	XXXX XXXX	XXXX XXXX	XXXX XXXX
L61Z	Haemodialysis	1,057,335	1.0	0.96	0.04	884	553	332	XXXX XXXX	XXXX XXXX	XXXX XXXX	XXXX XXXX	XXXX XXXX	XXXX XXXX
O60B	Vaginal Delivery, Intermediate Complexity	59,368	2.4	2.12	0.26	12,528	8,640	3,888	XXXX XXXX	XXXX XXXX	XXXX XXXX	XXXX XXXX	XXXX XXXX	XXXX XXXX
O66B	Antenatal and Other Obstetric Admissions, Intermediate Complexity	108,028	1.1	1.24	(0.10)	2,200	1,401	799	XXXX XXXX	XXXX XXXX	XXXX XXXX	XXXX XXXX	XXXX XXXX	XXXX XXXX
X60B	Injuries, Minor Complexity	44,812	1.2	1.16	-	1,363	1,091	273	XXXX XXXX	XXXX XXXX	XXXX XXXX	XXXX XXXX	XXXX XXXX	XXXX XXXX

National Efficient Cost



DRG V9	DRG Description	Year 1	Year 2	Year 3	Year 4	Year 5
F01A	Implantation and Replacement of AICD, Total System, Major Complexity	XXXX	XXXX	XXXX	XXXX	XXXX
I04A	Knee Replacement, Major Complexity	XXXX	XXXX	XXXX	XXXX	XXXX
I04B	Knee Replacement, Minor Complexity	XXXX	XXXX	XXXX	XXXX	XXXX
I33B	Hip Replacement for Non-Trauma, Minor Complexity	XXXX	XXXX	XXXX	XXXX	XXXX
K60B	Diabetes, Minor Complexity	XXXX	XXXX	XXXX	XXXX	XXXX
L61Z	Haemodialysis	XXXX	XXXX	XXXX	XXXX	XXXX
O60B	Vaginal Delivery, Intermediate Complexity	XXXX	XXXX	XXXX	XXXX	XXXX
O66B	Antenatal and Other Obstetric Admissions, Intermediate Complexity	XXXX	XXXX	XXXX	XXXX	XXXX
X60B	Injuries, Minor Complexity	XXXX	XXXX	XXXX	XXXX	XXXX

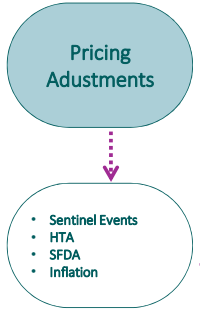
NATIONAL CASEMIX CENTER OF EXCELLENCE



● NEC & NEP

DRG V9	DRG Description	Activity	ALOS	Target LoS	LoS 6	Ward Costs	Efficient Cost	Ward Cost 6	Critical Care	Operating Room	Implants & Devices	Pathology	Pharmacy	Imaging
F01A	Implantation and Replacement of AICD, Total System, Major Complexity	781	11.8	9.43	2.36	25,491	15,833	9,658	XXXX XXXX	XXXX XXXX	XXXX XXXX	XXXX XXXX	XXXX XXXX	XXXX XXXX
I04A	Knee Replacement, Major Complexity	1,484	8.0	7.46	0.56	26,092	13,732	12,359	XXXX XXXX	XXXX XXXX	XXXX XXXX	XXXX XXXX	XXXX XXXX	XXXX XXXX
I04B	Knee Replacement, Minor Complexity	11,851	4.2	4.81	(0.63)	12,297	7,832	4,464	XXXX XXXX	XXXX XXXX	XXXX XXXX	XXXX XXXX	XXXX XXXX	XXXX XXXX
I33B	Hip Replacement for Non-Trauma, Minor Complexity	7,825	3.8	3.12	0.68	9,607	7,224	2,384	XXXX XXXX	XXXX XXXX	XXXX XXXX	XXXX XXXX	XXXX XXXX	XXXX XXXX
K60B	Diabetes, Minor Complexity	16,703	2.4	2.19	0.19	5,883	3,975	1,908	XXXX XXXX	XXXX XXXX	XXXX XXXX	XXXX XXXX	XXXX XXXX	XXXX XXXX
L61Z	Haemodialysis	1,057,335	1.0	0.96	0.04	884	553	332	XXXX XXXX	XXXX XXXX	XXXX XXXX	XXXX XXXX	XXXX XXXX	XXXX XXXX
O60B	Vaginal Delivery, Intermediate Complexity	59,368	2.4	2.12	0.26	12,528	8,640	3,888	XXXX XXXX	XXXX XXXX	XXXX XXXX	XXXX XXXX	XXXX XXXX	XXXX XXXX
O66B	Antenatal and Other Obstetric Admissions, Intermediate Complexity	108,028	1.1	1.24	(0.10)	2,200	1,401	799	XXXX XXXX	XXXX XXXX	XXXX XXXX	XXXX XXXX	XXXX XXXX	XXXX XXXX
X60B	Injuries, Minor Complexity	44,812	1.2	1.16	-	1,363	1,091	273	XXXX XXXX	XXXX XXXX	XXXX XXXX	XXXX XXXX	XXXX XXXX	XXXX XXXX

National Efficient Cost



DRG V9	DRG Description	Year 1	Year 2	Year 3	Year 4	Year 5
F01A	Implantation and Replacement of AICD, Total System, Major Complexity	XXXX	XXXX	XXXX	XXXX	XXXX
I04A	Knee Replacement, Major Complexity	XXXX	XXXX	XXXX	XXXX	XXXX
I04B	Knee Replacement, Minor Complexity	XXXX	XXXX	XXXX	XXXX	XXXX
I33B	Hip Replacement for Non-Trauma, Minor Complexity	XXXX	XXXX	XXXX	XXXX	XXXX
K60B	Diabetes, Minor Complexity	XXXX	XXXX	XXXX	XXXX	XXXX
L61Z	Haemodialysis	XXXX	XXXX	XXXX	XXXX	XXXX
O60B	Vaginal Delivery, Intermediate Complexity	XXXX	XXXX	XXXX	XXXX	XXXX
O66B	Antenatal and Other Obstetric Admissions, Intermediate Complexity	XXXX	XXXX	XXXX	XXXX	XXXX
X60B	Injuries, Minor Complexity	XXXX	XXXX	XXXX	XXXX	XXXX

National Efficient Price

NATIONAL CASEMIX CENTER OF EXCELLENCE



● The Funding Model

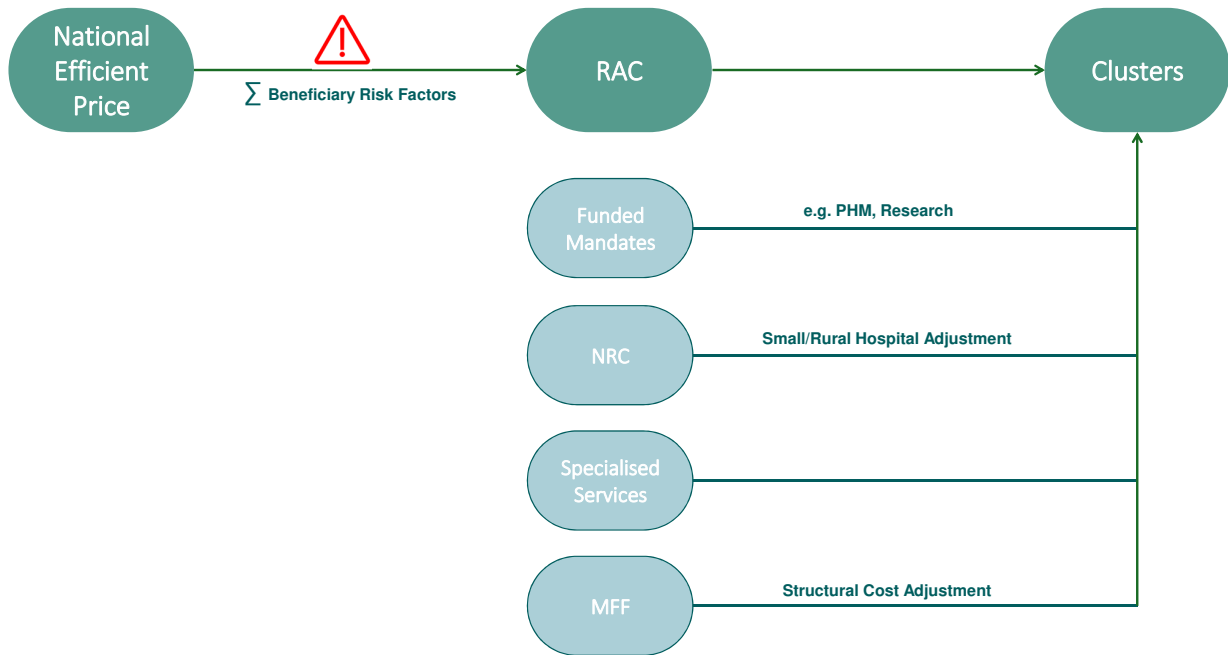
National
Efficient
Price



● The Funding Model



● The Funding Model



● Issues

Specialised Services

- Is coding accurate enough for TPIAT, Proton Beam Therapy?
- What is our dark figure for specialised services?
- What is currently undercoded / un-serviced / undetected?

NRC

- Poorly represented at PLICS level
- Which services are truly required universally – and #days per week?
- How practical are hub and spoke services
- Impact of Virtual Hospital
- Ratio of Fixed to Variable funding



Contact us

in LinkedIn:

[national-casemix-center-of-excellence](#)



Email:

The Center's Email is: Casemix@cnhi.sa

Thank You



مركز التميّز الوطني
للترميز الطبي وحساب التكاليف
NATIONAL CASEMIX CENTER OF EXCELLENCE